



Volume 40

The Drekkar
Newsletter
of the Barony of Storvik
in the Kingdom of Atlantia,
branch of the SCA, Inc.
April, A.S. LIII (2019)



Issue 4



14th Century CE French Elephant Ivory Casket with Scenes from Romances. It shows “four scenes, from left to right: Aristotle teaching Alexander; Phyllis riding Aristotle, the lion shredding the cloak of Thisbe, the suicide of Pyramus); (acc. no. 17.190.173a): three panels and bottom of casket; (acc. no. 17.190.173b): top panel of casket with the assault on the metaphorical fortress, Castle of Love, with a tournament and knights catapulting roses ”

SOURCE: [The Metropolitan Museum of Art](#), under a [Creative Commons Open License](#).

This is the April 2019 issue of the Drekkar, a publication of the Barony of Storvik of the Society for Creative Anachronism, Inc. The Drekkar is available from Moe Lane at chronicler@storvik.atlantia.sca.org. Subscriptions are free as all publications are available electronically. This newsletter is not a corporate publication of the Society for Creative Anachronism, Inc., and does not delineate SCA policies.

© Copyright 2019, Society for Creative Anachronism, Inc. For information on reprinting letters and artwork from this publication, please contact the Storvik Chronicler, who will assist you in contacting the original creator of the piece. Please respect the legal rights of our contributors.

Contents

Calendar	2
Oyez! Oyez! (Baronial News)	3
Skol!	3
Baronial Meeting Notes	4
Making a Viking Style Chest	7
Barony Officers	12
Release Forms	14

Upcoming Events

April 5-7: [Coronation of Christoph II and Adelhait II](#) (Ellerbe, NC) (RP) 120 maximum for feast. Cabin camping available.

April 13: [Night in Navarre](#) (Severna Park, MD) (RP) The Barony of Lochmere will be hosting a series of rapier melees and tourneys. A&S, feast, meetings of the Order of the White Scarf and the Order of Defense.

April 19-21: [Day of Challenge](#) (Clarksville, VA) (RP) Tourneys of Chivalry and Defense, Contests of Will and Knowledge AND Art and Culinary Skill (using items found at Silverleaf Estate site). Art and Culinary Skill participants must pre-reg.

April 26-28: [Revenge of the Stitch VI](#) (Denton, MD) Aside from the legendary team sewing competition, there will also be Melee and Archery activities, plus children's activities. 85 spots for feast, pre-register by April 22. No fire pits.

May 3-5: [Spring Crown Tournament](#) (Denton, MD) (RP). A&S (Tempora Atlantia), feast, merchants welcome, NO FIRE PITS. Oh, and there's that entire 'Crown Tourney' thing.

Regular Baronial Activities

Locations to regular baronial activities on the last page.

April Populace Gathering: April 14, 2019 [THE MEETING IS NOT ON THE THIRD SUNDAY THIS MONTH. IT IS ON THE SECOND SUNDAY, BECAUSE THE THIRD SUNDAY IS EASTER], 6:30-9pm, Jason's Deli, 7356 Baltimore Ave, College Park, MD. 301-779-3924. Business meeting starts at 7pm. Parking is free on Sundays.

Armored, Rapier Practice: April 1, 8, 15, 22, 29 7-9 PM.

Dance Practice: April 1, 8, 15, 22, 29 8-10 PM. Join the [Dance listserv](#) for the latest news.

Archery: April 7, Adelphi Manor Range, 1-3 PM.

Baronial At-Home: April 9, 7-10 PM.

Early Northern European Adhocracy: April 16, 7-9 PM. 9426 Canterbury Riding, Laurel MD 20723. Contact Mistress Teleri the Well-Prepared at 301-483-3691 for details.

OYEZ! OYEZ!
Baronial News Highlights

Performer's Revel: Hosted at the open-handed halls of Caer Bear, Baron Igor Bear and Baroness Fevronia Murometsa welcomed one and all at their revels on March 30th. A good time, and a good feast, was had by all. (Note: this was a Baronial Activity, not an official Kingdom Event).

Fall Coronation: Contact Kunigunde (mol<at>storvik.atlantia.sca.org) in order to volunteer.

Battle on the Bay: Battle on the Bay 2019 needs helpers! Contact Marguerite (seneschal<at>storvik.atlantia.sca.org) if interested. The event will be the 4th weekend of September 2019.

Praise the Praiseworthy: Their Excellencies welcome recommendations for awards, as always.

Byzantium Symposium: There will be a Byzantine Studies Symposium at the Dumbarton Oaks research library (Music Room) in Washington DC, on [April 12-13, 2019](#). "For the 2019 Dumbarton Oaks Byzantine Symposium, speakers will examine texts, artifacts, and images in order to develop a new understanding of medieval urban life across multiple social registers."

The Other Storvik: Is a Norwegian energy/metals company! Check [here](#) for the company's history (including a cool picture of their blacksmith founder hammering away at something on a forge)! Confuse their web-person! [This is the designated April Fools' Joke for this issue of the Drakkar. You may now relax.]

Skol!

Wordfame for those in Storvik's hall

Mistress Ragnveig Snorradóttir joined the Order of the Pearl at Kingdom Arts & Sciences Festival. Vivat!

Storvik's own Baronial Armored Champion **Lady Eleanor Bywater** received her Silver Osprey at Gulf Wars! Vivat!

Lady Talia de Morales received the Award of the Shark's Tooth! Vivat!

Baronial Meeting Notes, March 17, 2019

Meeting started 7:00-ish pm. 11 adults (Marguerite, Kunigunde, Rose, Jim, Maugorn, Angeline, Morton, Celric, Mirabella, Patches, Gabrell). Ice cream machine status unknown, but surely **someone** would have told me if there had been a problem.

Officers' Reports

Seneschal

Lady Marguerite Honoree d'Cheneau/J. Chenault

- The baronial poll has concluded. Celric and Ilaria will continue as Baron & Baroness.
- Asked about guilds in Storvik to send their information to Kingdom level – Silver Selkie (Storvik award/order, not guild); Storvik Sewing Guild – old/inactive.
- Quarterly officer reports are due next month.
- Still looking for a deputy.
- April meeting is changed to April 14, 2019 to avoid Easter.

Minister of Arts and Sciences

Lady Mirabella/M. Gretsinger

- Kunigunde hosted a sewing day with eight attendees total.
- Mirabella is lining up classes for Novice – sewing gussets, weaving; looking for more teachers. Four people attended A&S time before the meeting. All A&S activities should go in her report, so please inform her of any A&S activities in the barony she may not know about.

Exchequer

Lord Morton/S. Graf

- Approximately \$9,300 in bank. Checks and deposits have cleared.
- \$400 is already set aside for the next hosts of Known World Music & Dance in Ansteorra.

Quartermaster

Lord John West/J. Hutchings

- Not present.

Chatelaine

Lady Sonya/S. Gross

- The demo at the church went well with about 20 SCA volunteers and 30 spectators. Ilaria did a great job of narrating fencing and fighting. Handed out cards but this demo was for goodwill with the church where we hold fighter practice. Thanks given to participants.
- William is taking Chatelaine 101 this week. He found faculty contact info for UMD and offered to fix loaner armor.
- Kunigunde wants to make sewing day a monthly activity; group named it Briar Patch sewing day.

Chronicler

Lord Morgan O'Lathlann

- Not present (Kunigunde took notes: everybody say, "Thank you, Kunigunde!")
- Drekkar went out.

Webminister

Lady Tatsume/C. Flessas

- Checking webpage for discrepancies.

Social Media Officer

Lady Sonya/S. Gross

- Posting events and activities to Google calendar, Facebook.

Knight Marshal

Lady Angeline/L. Madan

- Nothing new to report.

Deputy Chatelaine

William de Hirst/B. Fisher

- Not present.

Herald

Lady Rose/E. Stark

- Sent in names for a few people.
- Encourages all to contact her for help submitting SCA names.
- Need cry heraldry deputies.

Youth

Astrid Spakona/E. Whitlock

- Not present.

MOL

Lady Kunigunde/R. Green

- Still volunteering at others' events, nothing else new.

Baronage

Baron Celric and Baroness Ilaria/D. And M. Bartlet

- For Spring Coronation on 4/6/19 there is a baronial basket challenge. Two baronial investitures are coming up; they need gift baskets to give at those.
- Wants to form a Largesse committee.
- Asks if Storvik wants to camp with Southwind at Pennsic like last year.
- Battle on the Bay is Storvik's 40th anniversary; wants a committee to plan special activities there.
- Please send in award recommendations and word fame. Copy B&B on kingdom award recommendations.

Events

Storvik Novice (Sonya is Autocrat): Angeline will be MiC. Still working on a theme. Needs herald, youth marshal, merchant coordinator, Royal liaison, still figuring out tents. William will be Newcomer liaison for part of day; needs help. Novice Nine largesse competition for A&S (Make 9 largesse items; winner keeps one of each and the rest go to the B&B to give as gifts).

AwesomeCon (needs someone to head this and it conflicts with Revenge of the Stitch): Celric reports we received twice the amount of space we had last year plus eight exhibitors' passes which we can use for multiple people. Discount if we want to buy more passes. Dancing demo was rejected; maybe next year. They have not mentioned a cost for electricity or wi-fi. Need some volunteers especially for setup. Need a fancy display – art, crafts, banners, armor, garb, musical instruments. Send photos of what you can lend to Celric so he can organize. He is offering some tickets to Kingdom/regional officers. Rapiers are not allowed.

Battle on the Bay (Gabrell): Planning going ok. Needs a youth marshal and someone to liaise with Storvik about anniversary activities. Event is Spiked.

Fall Coronation (Kunigunde): Must follow up on reason for extra \$100 charged to her credit card. Will set theme after discussion with future Prince & Princess at Crown Tourney.

Known World Music & Dance: We are forwarding \$400 we had received from the prior year's event to the barony in Ansteorra which is hosting it this year.

New Business:

Change of meeting date was proposed and approved; April meeting will be on April 14, 2019.


Committee for BoB/Storvik's 40th birthday/anniversary – Celric's ideas include sponsorship of a tourney, novelty shoot. Morton suggests archery shoot for attendees over 40. Kunigunde wants cake and birthday hats which were fun at Lochmere's birthday last year.

Largesse committee – Need gift baskets to give other baronies at their investitures and to Prince & Princess at Coronation. Please put a tag with your name on your donations so Storvik members will receive wordfame.

Meeting adjourned 8:09PM.

Making A Viking Style Chest

Jim Coliton
aka Andrew



Making a Viking Style chest

By Jim Coliton


Based on an article by John Lambert: Baron Lambert de Sur

<http://www.currentmiddleages.org/tents/chest4simple.pdf>

I need something a bit more appropriate to carry my feast gear than a Grand Canyon backpack. Since I am re-inventing myself as a 10th century Scott, I could have trading relations with the Viking merchants, especially since I am re-inventing myself in a Viking inspired barony. I was able to find plans for a simple six board chest with "half-lap" joints.

This article is a chronicle of the building of a simple chest by a novice woodworker. So, I started by gathering the materials.

- 2: 4ft x 1" x 12" boards (I got them at Home Depot for about \$9.50 each)
- 2: cabinet hinges (see picture) (at Lowes for about \$2.50 for both.)
- 28 wrought head nails 1" (<https://www.rockler.com/wrought-head-nails-wrought-head-nails>)
- 16 upholstery tacks (for leather work)
- 1" leather strapping (about 2.5')
- Pre-stain conditioner
- Wood stain color of your choice
- Paste wax



Here is a picture of the gathered supplies. I switched out the upholstery tacks after I took this picture.

I decided to make a few modifications to the chest described by Baron Lambert de Sur.

- He used wood screws hidden by wooden plugs. I have decided to use the wrought head nails.
- I decided to use a leather strap to hold the lid from falling back instead of a chain and eye hooks.
- I am adding leather handles on each end.
- I am adding a mortise and tenon at each end of the bottom piece for extra support.

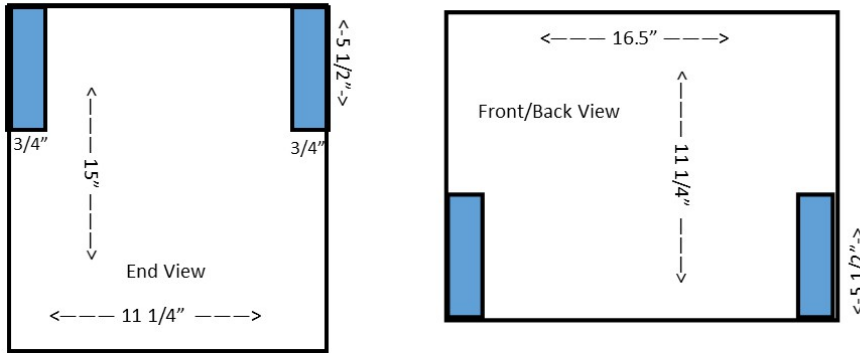
← 15" →	← 16.5' →	← 16.5' →
2x Ends	top/bottom	front/back

Cut both pieces of wood into 3 pieces each.
 You will have 6 boards
 2 ends (15"x12")
 4 panels 16.5x12" (front, top, back, bottom)

My sawing skills are not advanced and my 4 panels ended up uneven.. So, I clamped them all together, checked to make sure they were perpendicular, and leveled them off to match each other. I started with the hand plane, but quickly went over to a belt sander. I am not so much of a purist to avoid power tools, they help a lot.



The next step was to make the notches for the half-lap joints. This joint puts the weight of the sides and top onto the ends, so picking up the chest by the ends supports the weight of the box itself. This means cutting a $3/4"$ by $5 1/2"$ notch on the top edges of both ends, and the bottom edges of the front and back.



I cut all of these just slightly short of the $5 1/2'$ length so that I could finish the cut with a chisel and be more precise than I could be with a jigsaw. I laid out the four boards flat and lined up the notches (at this point it is helpful to write in pencil which boards are which; including right and left ends.) Once you get the notches aligned, the pieces are no longer interchangeable.

Here is what it looks like off the drawing board.



After I had the notches cut, I had to figure out how to accurately measure and transfer the difference to the notch. I was able to grab just the right tool to measure each individual pair of notches and transfer the difference from the overhang to the notch itself. I measured the difference at the top, and transferred that to the lower notch. Then I had an exact line to remove the extra wood to bring the two boards into alignment.



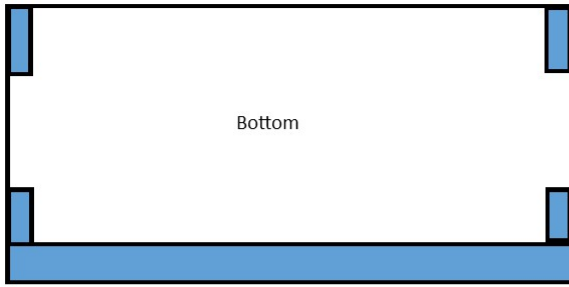
Once I had the boards aligned, I moved on to making the mortise hole for the tenon from the bottom to go in. I measured out and marked the location for a $4"$ tenon. I started by drilling 2 holes at the end of each mortise slot. I then cut out

the waste wood between those holes. Now all that was left was to square out the round ends, and the mortise was ready.



The bottom of the chest needs to fit inside the walls of the chest. The two tenons will extend out to the outside dimensions. So, it needs to be cut down by $1 1/2"$ from the long side, and notched out for the tenons on the 2 short sides. To make the measurements easier, I cut off the long edge before cutting the tenon.





The blue areas are the waste to be removed:

1 1/4" from long edge

4 notches 2 7/8" x 3/4"

This will leave a 4" tenon centered on each end of the bottom, to be partnered with the two mortises on the ends. Note: after marking them, but before cutting the end notches, be sure to measure the tenon and make sure it is 4" wide.

Here is what it looks like with all the pieces cut out and ready to start assembly. You can see the notches on the bottom to create the tenons for the matching mortises in the side pieces above it. After the pieces were all cut, I sanded both sides and edges before moving into the assembly stage. I realized after taking this picture that I had not cut the feet. The original article calls for an arch in the bottom of both ends to create feet. Since I wanted to keep a good amount of wood under each mortise so that I would not weaken them, I altered the design to a trapezoid (a triangle with the top cut off) to give some design, but not impact the structural integrity.



After a dry assembly to test the general fit of all the pieces, I made a change in how I planned to assemble the chest. I decided to glue the boards and then screw them together. After assembling the bottom and the sides, I discovered that the front and back were snug enough not to need to be glued. They were tight enough that I could easily screw them in place. After it was solidly connected, I removed the screws (one at a time) and replaced them with the nails. This gave me the hold of a wood screw while putting it together, but the final look of the hand wrought nails.



With the mortise and tenon supports, it was easier to frame up the bottom and the sides. These were glued, so I needed to clamp them to be sure they dried in proper position. Just be sure they are square while the glue is still wet so that it dries with the sides square to the bottom.



With the bottom and sides assembled, adding the front and back was fairly simple, place the boards in position and screw them down. The lid is not attached yet, but I put in on to see how it would look and get a better idea of the finished dimensions.



The next step was to replace the screws with the hand wrought nails. This gave a more primitive look to the box. When I placed the top on the box, I discovered that the outer edges were not perfectly lined up. Since I wanted a smooth flow, I lined up the back of the lid (where I would be adding the hinges,) and clamped the lid firmly in place. I sanded down the edges to get a smooth transition between the lid and the sides of the box.

With the box assembled (except for the hinges for the lid) it was time to work on the more decorative aspects now that the structural parts were complete. I have not done any research into the historical roots of woodburning, but it has a rustic feel, and I have the tools in my shop. So, after selecting a pattern and tracing it onto the front, I got out the wood burner. Since my persona is 10th century Scott, I wanted a Celtic image to fuse together the Viking structure of the chest with my Scottish persona.



Now it's close to a finished product, it just needed to be stained, waxed, and have the hinges and handles attached.

After applying a pre-stain, and a golden oak stain, it looks better. The lid is drying next to the chest. The stain really helped bring out the grain in the wood. A good coat of wax will help make it more water resistant.



Finally—ready for prime time:



Baronial Regnum

Baron and Baroness of Storvik

Baron Celric d'Ravelle & Baroness Ilaria de Gandia

D. Bartlett and M. Bartlett

baron<at>storvik.atlantia.sca.org, baroness<at>storvik.atlantia.sca.org
423-747-7473 (Baron Celric), 423-737-5284 (Baroness Ilaria)

Officers & Deputies

Seneschal

Marguerite Honoree d'Cheneau

J. Chenault

seneschal<at>storvik.atlantia.sca.org

Deputy Seneschal

Minister of Arts & Sciences

Lady Mirabella Walmesley

M. Gretsinger, 410-868-1587

moas<at>storvik.atlantia.sca.org

Chronicler

Lord Morgan O'Lathlann

M. Lane, 301-483-3691

chronicler<at>storvik.atlantia.sca.org

Exchequer

Lord Douglass Morton

S. Graf

exchequer<at>storvik.atlantia.sca.org

Quartermaster

Lord John West

J. Hutchings

ironkey<at>storvik.atlantia.sca.org

Herald

Lady Rose nic Galen

E. Stark, 703-409-2728

herald<at>storvik.atlantia.sca.org

Castellan/Chatelaine

Lady Sonya Flicker

S. Gross, 301-772-0499

chatelaine<at>storvik.atlantia.sca.org

Deputy Chatelaine

Lord William de Hirst

B. Fisher

Knight Marshal

Lady Angeline Falconis

L. Madan

knightmarshal<at>storvik.atlantia.sca.org

Armored Deputy

Lord Carlyle Jamesson

Minister of Lists

Lady Kunigunde von Darmstadt

R. Green

mol<at>storvik.atlantia.sca.org

Archery Marshal

Lady Talia de Morales

C. Watkins

archerymarshal<at>storvik.atlantia.sca.org

Rapier Marshal

rapiermarshal<at>storvik.atlantia.sca.org

Web Minister

Lady Kanamori Tatsume

C. Flessas

webminister<at>storvik.atlantia.sca.org

Equestrian Marshal

Griffin Wharvager
ggriffin924+sca<at>gmail.com

Youth Minister

Lady Astrid Spakora
E. Whitlock, 301-219-7557
storvikyouthofficer<at> gmail.com

Baronial Champions**Archery**

Lady Eadgyth the Archer

Arts & Sciences

Dame Emma West

Bardic

Lady Astrid Spakona and Irena

Heavy Weapons

Lady Eleanor Bywater

Rapier

Lord Jeffry Thorn

Youth

Vacant

Baronial Appointees**Warlord**

Lord Griffin Wharvager

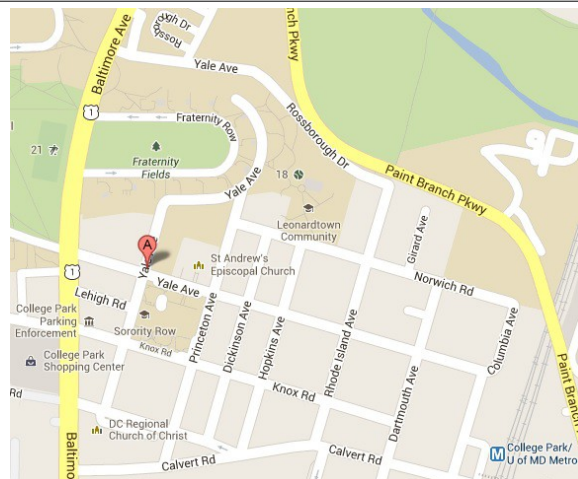
Populace meetings are held the 3rd Sunday of the month at 6:30pm at Jason's Deli in College Park, MD. Baronial business will be conducted at 7pm. Take your best route to US-1 S in College Park. Go past the university main gates; a few lights down is Knox Rd, with a Peri-Peri chicken place on your right. Turn right and then turn left into the parking lot of the mall. Jason's Deli is near the entrance where you came in. 7356 Baltimore Ave, College Park, MD. 301-779-3924.

Fight practice (armored and rapier) and **dance practice** are held each Monday at St. Andrew's Episcopal Church, 4512 College Ave., College Park, MD 20740, at the corner of College Ave and Princeton Ave. off of Route 1, south of Paint Branch Pkwy. 7 blocks from the College Park/U of MD Metro on the Green Line.

Archery practice on Sunday 11:00am at Adelphi archery range, 2800 University Blvd E, Adelphi, MD 20783; equipment-making at Lord Cameron's during inclement weather.

Early Northern European Adhocracy: 9426 Canterbury Riding, Laurel, MD. Right off I-95 exit 35A. Free unassigned parking. One cat.

Baronial At-Home: 1204 Canberwell Rd, Catonsville MD



Jason's Deli located by red diamond. Monday practice at 4512 College Ave, College Park, MD 20740 is at the letter "A" in the map pin.

Release Forms

Want to share something in the Drekkar? Give me legal permission to do so!

[Grant of Use Form](#): For articles, non-photograph artwork, most other contributions

[Model Release Form](#): People appearing in photographs must sign this if:

1. The image is portrait-style
2. The photograph is taken in a private space at an event (such as a personal encampment)
3. The photograph is taken at a non-public venue (such as an armor-making workshop at a home)

No model release form is needed when the photograph is taken at a public place and in a public forum

(where there is no expectation of privacy), including:

- any SCA contest or competition, merchants' row, court, class, etc.

[Photo Release Form](#): The photographer who takes a picture (of anything or anyone) must sign a release form.